

Oxford Phonics World 4

with 2 interactive
Multi-ROMs

Consonant Blends

Kaj Schwermer
Julia Chang
Craig Wright

OXFORD



Oxford Phonics World 4

Consonant Blends

Kaj Schwermer Julia Chang Craig Wright



OXFORD
UNIVERSITY PRESS

Consonant Blends

Unit 1

bl cl br cr fl gl 4

bl cl..... black blanket clock club

br cr..... broom bride crab crocodile

fl gl..... fly flag globe glass

Story11

Unit 2

fr gr pl sl dr tr 12


fr gr..... frog Friday green grass


pl sl..... plate play slide sleep

dr tr..... drum dress truck tree

Story19

Review 1

Song 20

Game 23

Unit 3

sm sn sp sw st 24

sm sn..... smile smoke snake snow

sp sw..... spoon spot swing swim

st..... stop test stamp fast

Story31

Unit 4

sh ch tch ph wh 32

sh..... shell fish ship brush

ch tch..... chick lunch watch catch


ph wh..... phone dolphin whale white

Story39

Review 2

Song 40

Game 43



Unit 5

voiced unvoiced

th th ck qu 44

voiced th..... this that mother father

unvoiced th ... three teeth think bath

ck qu..... duck rocket queen quilt

Story51

Unit 6

ng nk nd nt lt mp 52

ng nk..... king long bank pink

nd nt..... wind hand tent paint

lt mp..... belt adult lamp camp

Story59

Review 3

Song 60

Game 63

Unit 7

sk sc spr str spl squ 64

sk sc..... skunk desk scale school

spr str..... spray spring string strong

spl squ..... splash splint squid square

Story71

Unit 8

soft soft voiced

c g s 72

soft c..... rice city ice cream cell phone

soft g..... giraffe orange giant cage

voiced s..... rose jeans cheese legs

Story79

Review 4

Song 80

Game 83

Picture Dictionary84

Student Cards89

Certificate101

Unit 1

bl cl br cr fl gl

A Listen and learn. disc 1
03

b + **l** = **bl**

black



c + **l** = **cl**

clock



B Listen, point, and read. disc 1
04



black



blanket



clock



club

C Listen, read, and match. disc 1
05

1. clock •
club •



2. • blanket
• blue

3. club •
blanket •



4. • clue
• black

D Read and check.

1. The bee on the bud is yellow and blue.
 The bee on the bud is yellow and black.
2. The kids are in a club.
 The kids are in a cave.
3. Can you see the blue clock?
 Can you see the blue clue?
4. I have a black coat.
 I have a black blanket.



E Listen and chant. Then read. disc 1
06



Our club has a blue clock
and a black blanket.



bl cl br cr fl gl

A Listen and learn. disc 1
07


b + r = br

b r o o m



c + r = cr

c r a b



B Listen, point, and read. disc 1
08

1.



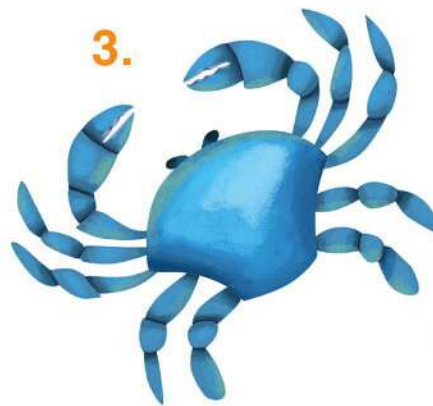
broom

2.




bride

3.



crab

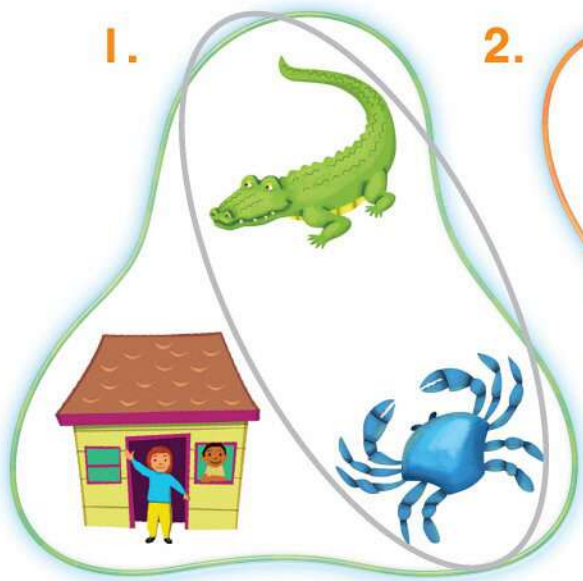
4.

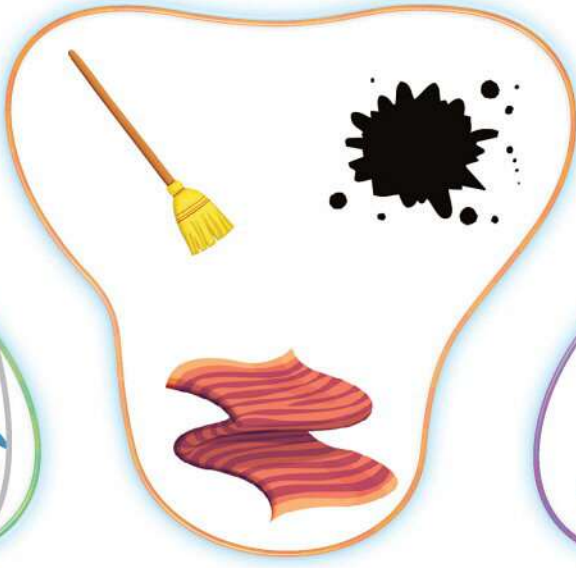



crocodile



C Which ones have the same sounds? Listen and circle.

1. 

2. 

3. 

D Listen and circle. Then write.

1. ocodile crab ab

2. broom bride

3. blanket broom

4. crab crocodile

5. clock broom

6. bride broom

E Listen and chant. Then read.



The bride wants a broom,
a crab, and a crocodile.



A Listen and learn. disc 1
12

f + l = fl

fly




g l = gl

globe



B Listen, point, and read. disc 1
13



fly



flag















globe



glass

C Listen and write. Then circle.

disc 1
14

1.	flag			
2.	gl			
3.	gl			
4.	fl			

D Circle and write.

1 asglasslyflide

glass

2 blgfllobcreflyle

3 glyoflagbrubas

4 nketfglobeclag

E Listen and chant. Then read.

disc 1
15



I see a fly on the globe
and a glass on the flag.



bl cl br cr fl gl

A Read and write.

clock fly bride glass broom crocodile
black flag crab globe blanket club

bl cl fl gl

br cr

clock

Now try these!

Listen, unscramble, and write.

disc 1
16

Were you right?

1. oklbc

2. alnce

3. kbcric

block

4. earnc

5. utlef

6. lgedi



B Look and listen. Read along.

disc 1
17

The Club



The fly, the crab, and the crocodile are friends. This is their club.



Our club is a mess. We need to clean up!

I can use the broom to sweep.



I can put away the blanket and put up the flag.

I can wipe the globe with a rag.



Now our club is clean!

Look at the clock. It's time to eat!

New words: mess sweep wipe **Sight words:** their clean away it's



br



cr



fl



gl



fr



gr



pl



sl



sl

A Listen and learn. disc 1
18

f + r = fr

f r o g



g + r = gr

g r e e n



B Listen, point, and read. disc 1
19

1.



frog

2.



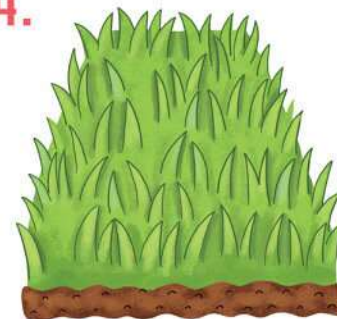
Friday

3.



green

4.




grass

C Listen, read, and circle. disc 1
20

1.

green

black




grass

frog

2.

broom

grass




glass

Friday

3.

Friday

frog



green

crab

D Match and write.

1. frog

2. grass


3. green

4. Friday








E Listen and chant. Then read. disc 1
21



On Friday, the frogs like to hop in the green grass.



A Listen and learn. disc 1
22

p + l = pl

plate



s + l = sl

slide



B Listen, point, and read. disc 1
23

1.



plate

2.



play

3.



slide

4.



sleep











C Listen and match. disc 1
24

- 1. sl • • ay •
- 2. pl • • eep •
- 3. sl • • ide •
- 4. pl • • ate •



D Unscramble and write.

1. 	2. 	3. 	4. 
eslpe	alept	sdeil	lyap
			

E Listen and chant. Then read. disc 1
25



We play on the slide,
and then we go to sleep.



fr gr pl sl dr tr

A Listen and learn. disc 1
26

d + r = dr

drum



t + r = tr

truck



B Listen, point, and read. disc 1
27

1.



drum

2.



dress

3.



truck



4.







tree





C Listen and circle. disc 1
28

1. truck drum  

2. green dress  

3. tree truck  

4. bride drum  

D Read and write.

1. The woman likes her blue dress .
2. I ride in the with my dad. 
3. A fox lives under the .
4. She can play her new .

E Listen and chant. Then read. disc 1
29



I put a drum
in the truck by the tree.



fr gr pl sl dr tr

A Listen and write. disc 1
30

fr gr dr tr

pl sl

green



Now try these!

Listen and circle.

disc 1
31

1. sl ow
gr

2. fl ame
fr

3. pl ain
tr

4. pl ug
sl

5. dr ape
gr

6. dr ink
bl

Were you right?



B Look and listen. Read along. disc 1
32

Happy Frogs



The green frogs live in a big tree.



On Friday, they drive their truck to the park. They bring a lot of food and plates.



Some frogs drum, and some frogs swim. They hop in the grass and play on the slide.



On Saturday, all the frogs sleep late!

New words: drive park Saturday late Sight words: bring all

Review 1

bl cl br cr fl gl fr gr pl sl dr tr

A Look and listen. Sing along.

disc 1
33

Song

It's Saturday. It's Saturday.
The kids go to the park and play.
She likes to go on the slide.
He likes to take a truck to ride.

They eat on a blanket on the grass.
He has a plate. She has a glass.
Mom and Dad, can you see
The bride under the big, green tree?



bl



cl



br



cr



fl



gl




fr



gr

B Do the puzzle.







C Listen and circle. disc 1
34

1. 
gl dr **pl**

2. 
sl dr br

3. 
fr br fl

4. 
gr cl cr

5. 
gl tr cr

6. 
cl bl gr

D Match and write.

1. gr obe gl een				
2. sl ide cl ub				
3. bl oom br anket				
4. Fr iday fl y				

E Play the game.

End	grass 	dress 	green 	clock 
club 	Friday 	globe 	slide 	crab 
black 				frog 
plate 	sleep 	flag 	crocodile 	
fly 	broom 	play 	tree 	blanket 
Start	drum 	bride 	truck 	glass 



A Listen and learn. disc 1 35

s + **m** = **sm**

smile



s + **n** = **sn**

snake



B Listen, point, and read. disc 1 36

1.



smile

2.



smoke

3.



snake

4.



snow

C Listen and number. Then match. disc 1
37

snow smile snake smoke



D Write.

sn cr sm cl ock ow ile ab oke ake

1. <input type="text" value="smoke"/>		2. <input type="text"/>	
3. <input type="text"/>		4. <input type="text"/>	
5. <input type="text"/>		6. <input type="text"/>	

E Listen and chant. Then read. disc 1
38



The black and yellow snakes smile in the snow.



A Listen and learn. disc 1
39

s + p = sp

spoon



s + w = sw

swing




B Listen, point, and read. disc 1
40

1.



spoon

2.



spot

3.



swing

4.



swim

C Listen and write. Then circle.

disc 1
41

1.				
2.				
3.				
4.				

D Match and write.

1. swim •			
2. swing •			
3. spoon •			
4. spot •			

E Listen and chant. Then read.

disc 1
42




He swims in the lake
and plays on the swing.



A Listen and learn. disc 1
43

s + t = st

stop



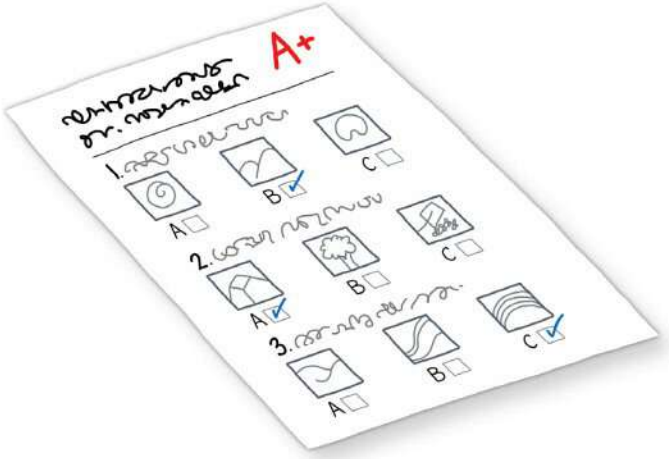
B Listen, point, and read. disc 1
44

1.



stop

2.




test

3.



stamp

4.



fast

C Which ones have the same sounds? Listen and circle.

1.   

2.   

3.   

D Read and check.

1. That yellow jeep is fast.
 That yellow jeep is sad.
2. Mike takes a ride on Friday.
 Mike takes a test on Friday.
3. We stop the game in the rain.
 We play the game in the rain.
4. She puts a spot on the mail.
 She puts a stamp on the mail.



E Listen and chant. Then read.



I get a red stamp
when I stop my test.



A Read and write.

spot test smoke snow fast smile
stamp stop swing spoon snake swim

sm

Blank handwriting lines for the 'sm' column.

sn

Blank handwriting lines for the 'sn' column.

st

Blank handwriting lines for the 'st' column.

sp

Blank handwriting lines for the 'sp' column.

sw

Blank handwriting lines for the 'sw' column.

Blank handwriting lines for the 'st' column (continued).

Blank handwriting lines for the 'st' column (continued).

Now try these!

Listen, unscramble, and write.

disc 1
47

Were you right?

1. lmlse

Blank handwriting lines for item 1.

2. sialn

Blank handwriting lines for item 2.

3. esllp

Blank handwriting lines for item 3.

4. peswe

Blank handwriting lines for item 4.

5. osten

Blank handwriting lines for item 5.

6. smit

Blank handwriting lines for item 6.



B Look and listen. Read along.

disc 1
48

Seasons



Hi, I'm Fran. In winter, my class takes a big test. Then we go on vacation!



We play outside in the snow. Some kids are fast on their skates. My friend and I smile. We make hot tea and stir it with a spoon.



In summer, we play outside in the sun! We swim in the lake and go on the swings.



I like the winter and the summer. What season do you like?


New words: seasons Fran vacation class outside tea stir summer
Sight words: I'm



A Listen and learn. disc 1
49

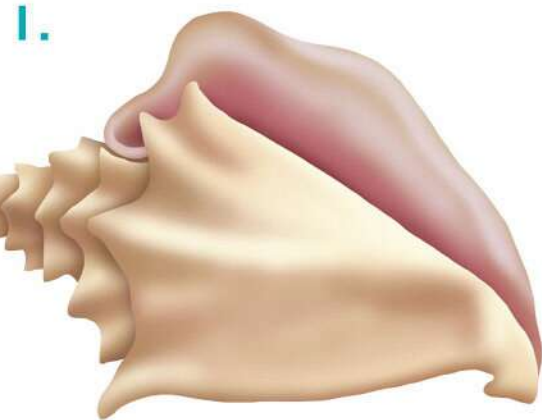
shell

sh




B Listen, point, and read. disc 1
50

1.



shell

2.



fish

3.



ship

4.



brush

C Listen and circle. disc 1 **51**

1. snow ship



2. brush fish



3. shell ship



4. test fish



D Listen and match. Then write. disc 1 **52**

1. fi ip
 sh ell
 bru ell

2. fa op
 st amp

3. bru ell
 sh ip
 fi ip

4. fi ip
 sh ell
 bru ell

5. te amp
 st op
 fa op

6. bru ell
 sh ip
 fi ip

E Listen and chant. Then read. disc 1 **53**




The kids on the ship
 find a shell and a fish.



A Listen and learn. disc 1 54

chick

ch




watch


tch



B Listen, point, and read. disc 1 55



chick



lunch



watch



catch


C Listen and number. Then match. disc 1
56

lunch

chick

catch

watch



D Unscramble and write.

1.




thcca

2.



hickc

3.



lchnu

4.



acwht

E Listen and chant. Then read. disc 1
57



The chick can catch
a bug for lunch.



sh ch tch ph wh

A Listen and learn. disc 1
58

phone

ph



whale


wh




B Listen, point, and read. disc 1
59




phone



dolphin





whale




white

C Listen, read, and circle. disc 1
60

1.  whale
watch dolphin swim

2.  whale
fish phone white

3.  dolphin
white phone play

D Read and write.

1. Her dress is .




2. The is black.



3. Our is green.



4. That is blue.



E Listen and chant. Then read. disc 1
61



The white whale and the dolphin
like to ride on the waves.



sh ch tch ph wh



A Listen and write. disc 1
62

sh ch tch

ph wh

Handwriting practice area with four columns of boxes for the phonics sh, ch, tch, ph, and wh. Each box has a dashed midline and a solid bottom line.

Now try these!

Listen and circle. disc 1
63

- 1. ch 2. cl 3. ph
fl wh ase
eck ip ch
- 4. sh 5. hi 6. da
dr di ca
op tch sh

Were you right?



B Look and listen. Read along. disc 1
64

Dolphin Bay



Brad and his family live on Dolphin Bay. They play catch on the beach and look for shells.



Brad's mom works on a big ship. She uses a net to catch fish.



His dad trains dolphins. People come to see them swim.



Brad works on the bay, too. Today, he sees a white whale! It's fun to live on Dolphin Bay.

New words: Brad family beach trains people
Sight words: works them today



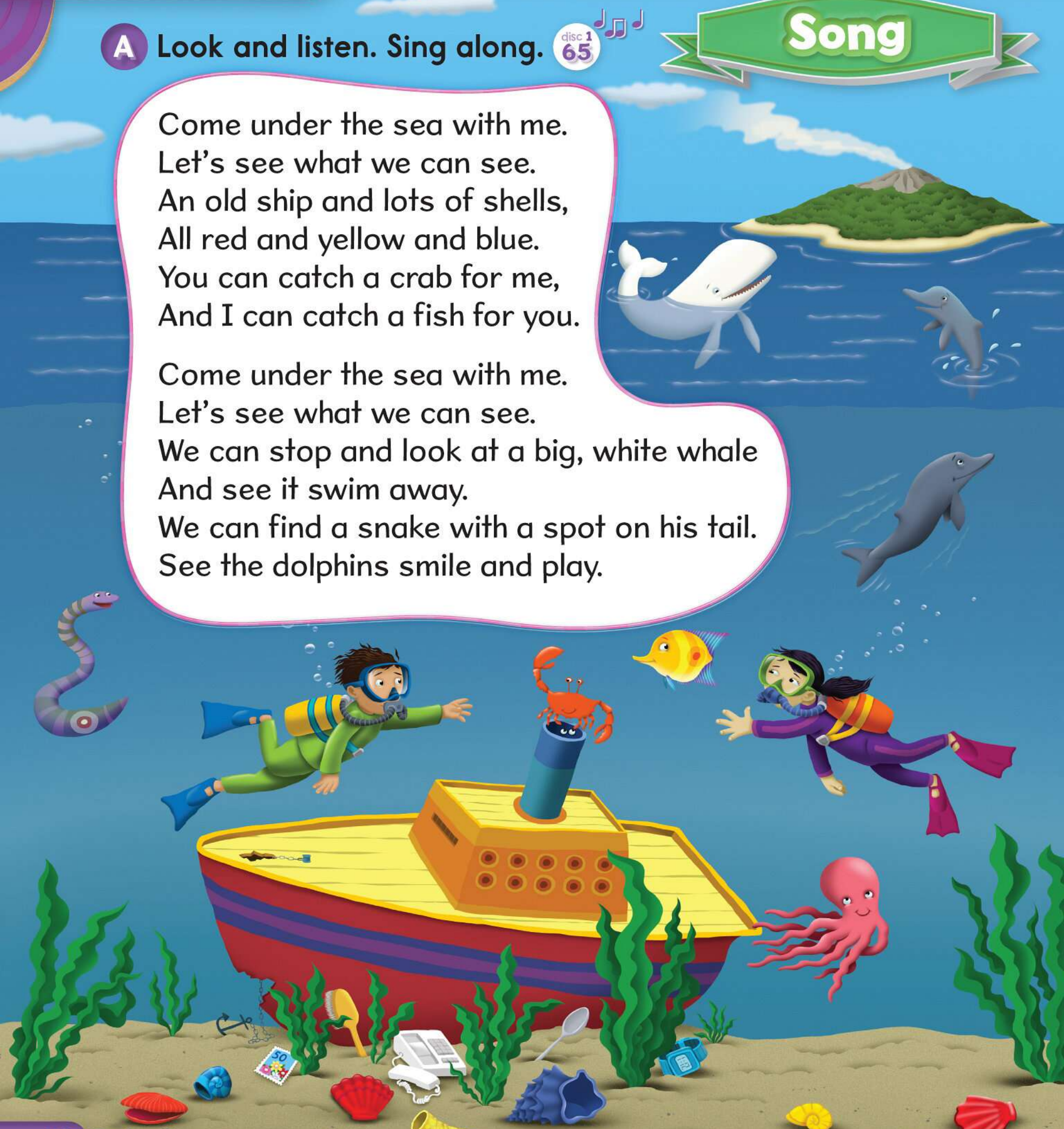
A Look and listen. Sing along.

disc 1
65

Song

Come under the sea with me.
Let's see what we can see.
An old ship and lots of shells,
All red and yellow and blue.
You can catch a crab for me,
And I can catch a fish for you.

Come under the sea with me.
Let's see what we can see.
We can stop and look at a big, white whale
And see it swim away.
We can find a snake with a spot on his tail.
See the dolphins smile and play.



sl



dr



tr



sm



sn



sp



sw


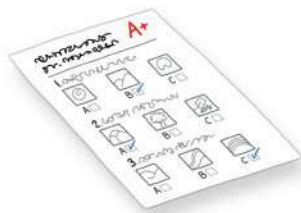


st



sh

B Do the puzzle.



x	r	f	y	m	x	m	y	w	g	i	q
a	h	y	e	w	h	a	l	e	k	w	f
s	k	r	r	i	o	l	t	e	s	t	y
t	s	s	u	n	g	i	f	v	n	b	s
w	t	m	t	l	s	p	o	t	a	v	h
a	f	i	s	h	e	f	a	q	k	g	i
t	m	l	m	x	n	d	d	w	e	q	p
c	d	e	c	m	b	s	t	o	p	p	r
h	k	l	h	u	l	s	p	z	c	n	e
c	b	g	q	n	s	w	i	m	s	r	e



ch



tch



ph



wh



th



th



ck



qu





C Listen and circle. disc 1
66

1.



ch ph sp

2.



sw st sm

3.



sh tch ch

4.



sh sw tch

5.



wh st sn

6.



sm ph sp

D Match and write.

1. sm ing

sw oke



Blank handwriting lines for the first row.



Blank handwriting lines for the second row.

2. lun ch

bru sh



Blank handwriting lines for the third row.



Blank handwriting lines for the fourth row.

3. wh ite

ph one



Blank handwriting lines for the fifth row.



Blank handwriting lines for the sixth row.

4. st oon

sp amp



Blank handwriting lines for the seventh row.



Blank handwriting lines for the eighth row.



E Play the game.



End

End

stamp



spot



test




swing



fast



brush



swim



fish



chick



snake



white



lunch



whale



smile



shell



phone



fast



ship



catch



snow



STOP



smoke



watch



spoon



dolphin



Start

Start

A Listen and learn. disc 2 02



B Listen, point, and read. disc 2 03



this



that



mother



father

C Listen and circle. disc 2 04

1. father mother



2. this white



3. this that



4. tree mother



D Read and check.

1. This is my mother.

This is my father.



2. This is my mother.

That is my mother.




3. That is my father.

This is my father.



4. That is my mother.

That is my father.



E Listen and chant. Then read. disc 2 05



This is my father,
and that is my mother.



voiced unvoiced

th th ck qu

A Listen and learn. disc 2
06

three

th



B Listen, point, and read. disc 2
07

1.



three

2.



teeth

3.



think

4.



bath

C Listen, read, and match. disc 2
08

1. bath •
three •



2. • this
• think

3. three •
teeth •



4. • father
• teeth

D Listen and match. Then write. disc 2
09

1. ba...er
 th...ink

2. tee...at
 fa...er

3. ba...er
 th...ree

4. mo...er
 tee...is

5. mo...ree
 tee...er

6. fa...ink
 ba...er

E Listen and chant. Then read. disc 2
10



Three kids think
and clean their teeth.



voiced unvoiced

th th ck qu

A Listen and learn.

disc 2
11

d u c k

ck



q u e e n

qu



B Listen, point, and read.

disc 2
12

1.



duck

2.



rocket

3.



queen

4.



quilt

C Listen and number. Then match. disc 2
13

quilt rocket duck queen



D Circle and write.

1 athreckqueente

2 rquduckiknfaer

3 moteequiltisth

4 urocketckatthi

E Listen and chant. Then read. disc 2
14



The duck makes a quilt,
and the queen makes a rocket.



voiced unvoiced

th th ck qu

A Read and write.

mother queen bath that think this
duck father rocket teeth three quilt

voiced th

unvoiced th

ck

qu

Now try these!

Listen, unscramble, and write.

disc 2
15

Were you right?

1. orrhbte

2. hYTE

3. hnit

4. mhat

5. csosk

6. iuqz



B Look and listen. Read along.

disc 2
16

Meet My Family

1



Hi, I'm Dale Duck. That is my father. He likes to bake cakes.

2



This is my mother. She likes to make quilts. When she sees a crocodile, she makes a loud quack!

3



That is my brother. He's a chick. He takes a bath with his toy rocket.

4



This is my family. One, two, three. I love my family, and they love me.

New words: meet Dale loud quack love

Sight words: when brother he's toy one two



Unit 6

ng nk nd nt lt mp

A Listen and learn. disc 2
17

king

ng



bank

nk



B Listen, point, and read. disc 2
18

1.



king

2.



long

3.






bank




4.






pink

C Which ones have the same sound? Listen and circle.

1.   





2.   

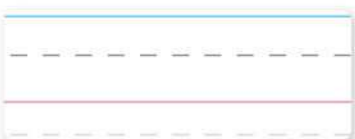

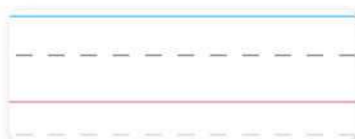

3.   





D Write.

ba pi ki du lo

nk ck th ng

1.   2.  

3.   4.  

5.   6.  

E Listen and chant. Then read.



The king is at the bank
in a long, pink coat.



A Listen and learn. disc 2
21

n + d = nd

w i n d

n + t = nt

t e n t


B Listen, point, and read. disc 2
22

1. 2. 3. 4.

 wind hand tent paint

C Listen and write. Then circle.

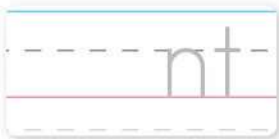
disc 2
23

1. 




2. 



3. 

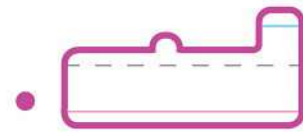


4. 

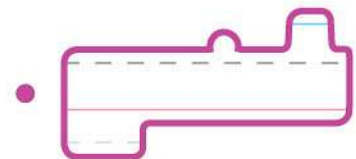


D Match and write.

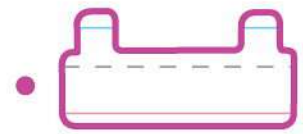
1. tent •



2. wind •



3. paint •



4. hand •



E Listen and chant. Then read.

disc 2
24



Can you paint a tent by hand?



ng nk nd nt lt mp

A Listen and learn. disc 2
25

l + t = lt

belt



m + p = mp

lamp



B Listen, point, and read. disc 2
26

1.



belt

2.



adult

3.






lamp

4.



camp

C Listen, read, and circle. disc 2
27

<p>1.</p> <div style="border: 2px solid blue; border-radius: 50%; padding: 10px; width: 100%;"> <p>camp</p> <p>paint</p>  <p>adult</p> <p>belt</p> </div>	<p>2.</p> <div style="border: 2px solid green; border-radius: 50%; padding: 10px; width: 100%;"> <p>belt</p> <p>fast</p>  <p>test</p> <p>lamp</p> </div>	<p>3.</p> <div style="border: 2px solid purple; border-radius: 50%; padding: 10px; width: 100%;"> <p>adult</p> <p>lamp</p>  <p>stamp</p> <p>camp</p> </div>
--	--	--

D Unscramble and write.

<p>1.</p>  <p>tble</p> <div style="border: 1px solid gray; padding: 5px; width: 150px; height: 40px; margin: 5px auto;"> <p>_____</p> <p>_____</p> <p>_____</p> </div>	<p>2.</p>  <p>lapm</p> <div style="border: 1px solid gray; padding: 5px; width: 150px; height: 40px; margin: 5px auto;"> <p>_____</p> <p>_____</p> <p>_____</p> </div>	<p>3.</p>  <p>pcma</p> <div style="border: 1px solid gray; padding: 5px; width: 150px; height: 40px; margin: 5px auto;"> <p>_____</p> <p>_____</p> <p>_____</p> </div>	<p>4.</p>  <p>taldu</p> <div style="border: 1px solid gray; padding: 5px; width: 150px; height: 40px; margin: 5px auto;"> <p>_____</p> <p>_____</p> <p>_____</p> </div>
---	---	--	--

E Listen and chant. Then read. disc 2
28



A man with a belt
brings a lamp to the camp.



ng nk nd nt lt mp

A Listen and write. disc 2
29

ng nk nd

nt lt mp

Now try these!

Listen and circle. disc 2
30

1. cha nt
pla

2. wi ng
si

3. si nk
li

4. ra mp
da

5. ba nd
la

6. me lt
pe

Were you right?



B Look and listen. Read along. disc 2
31

My Picture



I can paint a picture by hand.



I paint grass and a tree. I paint the sky, too. The grass is green, and the sky is blue.



I paint a king with a belt and a queen in a long, pink robe. Then I paint a camp with three tents and a lamp.



I paint the wind. It blows the camp. It blows the king and queen, too. Oh, no!

New words: robe blows **Sight words:** picture by

Review 3

voiced unvoiced

th th ck qu ng nk nd nt lt mp

A Look and listen. Sing along.

disc 2
32

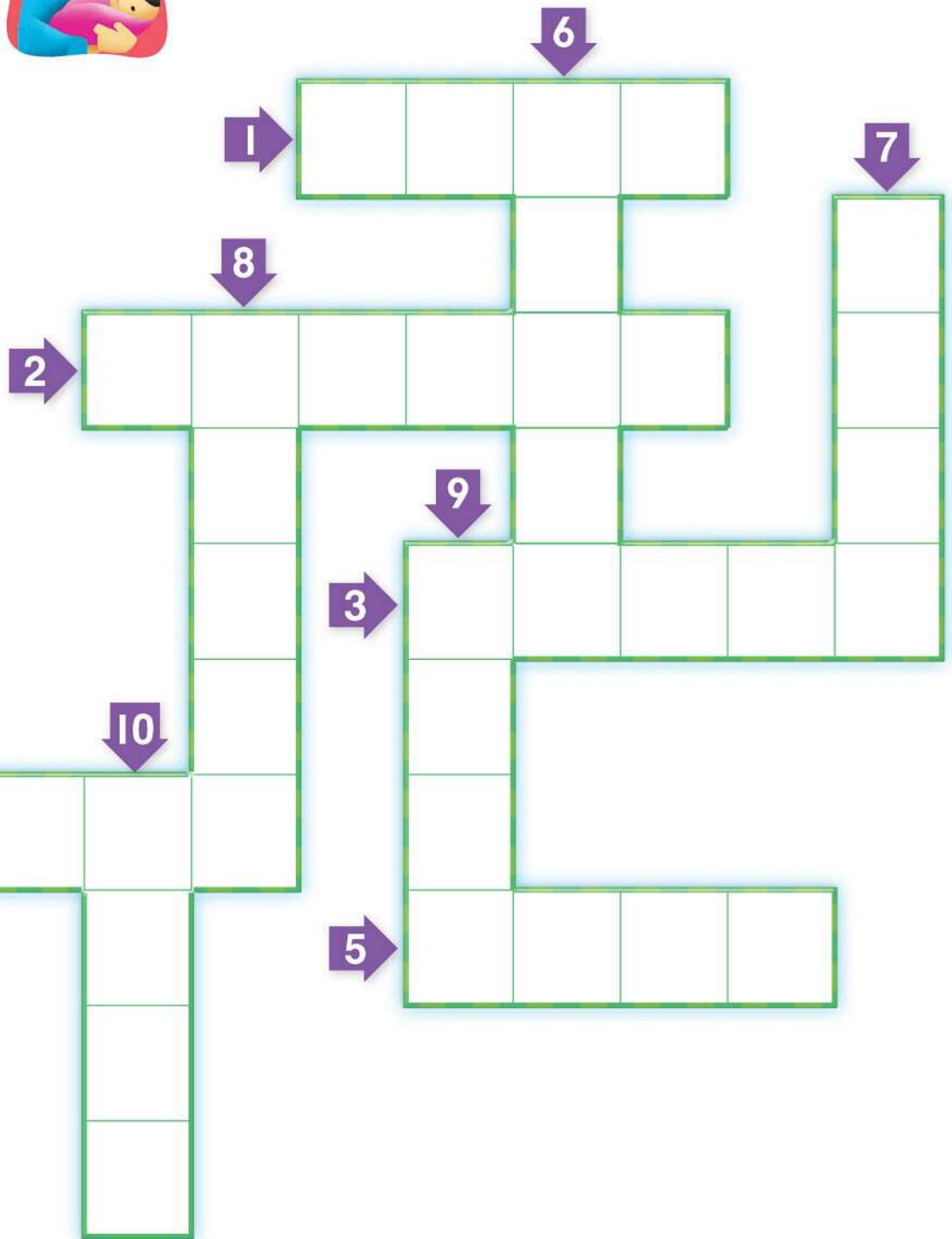
Song

This is a picture of summer camp,
My family, and me.
This is my father. That is my mother.
This is my brother. I'm nine. He's three.

We make our food with a spoon and a pot.
We use a lamp for light.
We take our big, pink quilt to bed
And sleep in a tent at night.



B Do the puzzle.





C Listen and circle. disc 2
33

1.



nk mp lt

2.



nk ck th

3.



th nd nt

4.



qu th nt

5.



nd mp ng

6.



th qu ck

D Match and write.

1.

ki nk
pi ng





2.

be mp
ca lt





3.

qu een
th ree





4.

wi nd
te nt





Game

E Play the game.

End

bath

tent

hand

teeth

pink

rocket

adult

queen

wind

camp

mother

bank

belt

king

three

think

lamp

father

long

duck

quilt

paint

this

Unit 7

sk sc spr str spl squ



A Listen and learn. disc 2
34

s + k = sk

skunk



s + c = sc

scale



B Listen, point, and read. disc 2
35

1.



skunk

2.



desk

3.



scale

4.



school

C Listen, read, and match. disc 2
36

1. school •

scale •



2.

• scale

• duck

3. watch •

desk •



4.

• school

• skunk

D Read and write.

1. I use a at school.



2. The man stands on the .



3. This is black and white.



4. I see my friends at .



E Listen and chant. Then read. disc 2
37




A skunk is under
the desk at school.



A Listen and learn. disc 2
38


s + p + r = spr

s p r a y





s + t + r = str


s t r i n g




B Listen, point, and read. disc 2
39

1.  spray


2.  spring

3.  string

4.  strong

C Listen and match. disc 2
40

- 1. str • • ay •
- 2. spr • • ong •
- 3. spr • • ing •
- 4. str • • ing •




D Write.


sc spr sk str

unk ing ong ale ay

1. 

2. 

3. 

4. 

5. 

6. 

E Listen and chant. Then read. disc 2
41



In spring, we need string and a can of bug spray.





A Listen and learn. disc 2
42

s + p + l = spl

s p l a s h

s + qu = squ

s q u i d


B Listen, point, and read. disc 2
43



splash



splint




squid



square

C Listen and number. Then match. disc 2
44

splint squid splash square



D Listen and circle. Then write. disc 2
45

1. spl ash
 int

2. squ are
 id

3. str ong
 ing

4. spr ay
 ing

5. spl ash
 int

6. squ id
 are

E Listen and chant. Then read. disc 2
46



Nine big squids splash and play in the bay.



sk sc spr str spl squ

A Read and write.

splash strong desk squid string scale
spray skunk splint spring square school

sk

Handwriting practice lines for 'sk'.

Handwriting practice lines for 'sk'.

sc

Handwriting practice lines for 'sc'.

Handwriting practice lines for 'sc'.

spr

Handwriting practice lines for 'spr'.

Handwriting practice lines for 'spr'.

str

Handwriting practice lines for 'str'.

Handwriting practice lines for 'str'.

spl

Handwriting practice lines for 'spl'.

Handwriting practice lines for 'spl'.

squ

Handwriting practice lines for 'squ'.

Handwriting practice lines for 'squ'.

Now try these!

Listen, unscramble, and write.

disc 2
47

Were you right?

1. psik

Handwriting practice lines for '1. psik'.

2. casn

Handwriting practice lines for '2. casn'.

3. irtspn

Handwriting practice lines for '3. irtspn'.

4. erttes

Handwriting practice lines for '4. erttes'.

5. stlip

Handwriting practice lines for '5. stlip'.

6. aqksue

Handwriting practice lines for '6. aqksue'.



B Look and listen. Read along. disc 2
48

A Bad Skunk



1 It's a pretty spring day. The squid kids are in school.



2 A skunk jumps into the sea. Splash! He wants to catch the squids!




3 The kids swim under their desks. They spray black ink. The skunk can't see!



4 The squid teacher is strong. He picks up the skunk and puts him on the grass. The skunk is sorry!

New words: bad teacher sorry
Sight words: pretty jumps into can't picks





A Listen and learn. disc 2
49




B Listen, point, and read. disc 2
50

1.



rice

2.



city

3.



ice cream

4.



cell phone



C Which ones have the same sound? Listen and circle.

1.



2.



3.



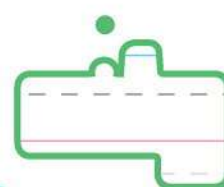
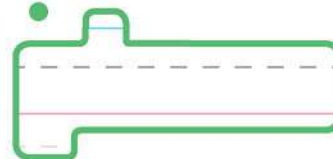
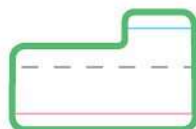
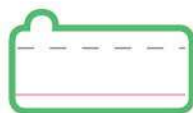

D Match and write.

1. city

2. rice

3. ice cream

4. cell phone



E Listen and chant. Then read.



People in the city
like rice and ice cream.



soft

soft

voiced

c

g

s




A Listen and learn.

disc 2
53

g i r a f f e

g



B Listen, point, and read.


disc 2
54

1.



giraffe

2.



orange

3.



giant

4.



cage

C Listen, read, and match. disc 2 55

1. orange •
giant •



2. • globe
• giraffe

3. orange •
cage •



4. • giant
• grass

D Circle and write.

1. gerasirgorcage

2. afeogiantlobgr

3. regiagiraffeob

4. ncaorangeeenar

E Listen and chant. Then read. disc 2 56



The giant giraffe
eats an orange in the cage.



soft

soft

voiced

c

g

s




A Listen and learn. disc 2
57



B Listen, point, and read. disc 2
58

1.




rose

2.



jeans

3.



cheese

4.




legs

C Listen, read, and circle. disc 2
59

1.

cheese

legs




rose

glass

2.

this

jeans




legs

cheese

3.

jeans

rose



desk

test

D Read and check.


1. She has green jeans.
 She has a green dress.
2. The queen wants a skunk.
 The queen wants a rose.
3. His legs are long.
 His skates are long.
4. The rat likes the slide.
 The rat likes the cheese.



E Listen and chant. Then read. disc 2
60



I have cheese, a red rose,
and jeans on my legs.



soft

c

soft

g

voiced

s



A Listen and write. disc 2
61

Now try these!

Listen and circle. disc 2
62

1. ym g
el
2. hand s
tub
3. ircle c
ircus



Were you right?

B Look and listen. Read along. disc 2
63

Jim Giant




Jim Giant lives in a city. He has a big cell phone and huge blue jeans.



His lunch is huge, too! Jim eats ten plates of rice, nine oranges, a pot of cheese, and one small ice cream cone.



He has a pet giraffe named Spot. Spot has a long nose and very long legs. He likes to eat roses.



New words: Jim huge named **Sight words:** very



Review 4

sk sc spr str spl squ c g s

soft soft voiced

A Look and listen. Sing along.

disc 2
64


Song

I live in the city, and I have a giraffe.
He sleeps in a big, square cage.

I ride him to school. He's very strong.
He's orange and black, and his legs are long.
"Oh, no," says my teacher. "I'm sorry.
Your huge giraffe can't come in."

So I tie my giraffe to the gate.
From my desk, I see him wait
And wait and wait all day.

Then we eat ice cream and play!
We eat ice cream and play.



B Do the puzzle.



g	c	b	h	d	x	r	r	l	o	l	b
y	c	r	v	k	z	m	o	o	y	j	r
p	q	i	c	u	k	l	s	r	g	r	u
s	h	c	v	j	b	j	e	a	n	s	n
k	c	e	l	l	p	h	o	n	e	l	y
i	a	i	g	d	t	m	m	g	f	f	c
t	n	n	n	c	e	l	l	e	g	s	i
b	g	i	a	n	t	t	q	e	i	o	t
p	i	k	c	a	g	e	o	v	b	h	y
u	b	h	f	w	a	i	o	d	e	s	k







C Listen and circle. disc 2
65


1. 
c s g

2. 
spr sc spl







3. 
s g c

4. 
spr spl str

5. 
c sk squ

6. 
g str s

D Match and write.

1. spl int squ id		<input type="text"/>		<input type="text"/>
2. sc ong str hool		<input type="text"/>		<input type="text"/>
3. squ ale sc are		<input type="text"/>		<input type="text"/>
4. str ing spr ay		<input type="text"/>		<input type="text"/>

E Play the coin toss game.



cell phone



splash



Picture Dictionary

Aa



Blank handwriting practice lines for the word 'Aa'.

Bb



Blank handwriting practice lines for the word 'Bb'.



Blank handwriting practice lines for the word 'Bb'.



Blank handwriting practice lines for the word 'Bb'.



Blank handwriting practice lines for the word 'Bb'.



Blank handwriting practice lines for the word 'Bb'.



Blank handwriting practice lines for the word 'Bb'.



Blank handwriting practice lines for the word 'Bb'.



Blank handwriting practice lines for the word 'Bb'.

Cc



Blank handwriting practice lines for the word 'Cc'.



Blank handwriting practice lines for the word 'Cc'.



Blank handwriting practice lines for the word 'Cc'.



Blank handwriting practice lines for the word 'Cc'.



Blank handwriting practice lines for the word 'Cc'.



Blank handwriting practice lines for the word 'Cc'.



Blank handwriting practice lines for the word 'Cc'.



Blank handwriting practice lines for the word 'Cc'.



Blank handwriting practice lines for the word 'Cc'.



Handwriting practice lines (top, dashed middle, bottom).




Handwriting practice lines (top, dashed middle, bottom).

Dd



Handwriting practice lines (top, dashed middle, bottom).



Handwriting practice lines (top, dashed middle, bottom).



Handwriting practice lines (top, dashed middle, bottom).



Handwriting practice lines (top, dashed middle, bottom).



Handwriting practice lines (top, dashed middle, bottom).

Ff



Handwriting practice lines (top, dashed middle, bottom).



Handwriting practice lines (top, dashed middle, bottom).



Handwriting practice lines (top, dashed middle, bottom).



Handwriting practice lines (top, dashed middle, bottom).



Handwriting practice lines (top, dashed middle, bottom).



Handwriting practice lines (top, dashed middle, bottom).



Handwriting practice lines (top, dashed middle, bottom).

Gg



Handwriting practice lines (top, dashed middle, bottom).



Handwriting practice lines (top, dashed middle, bottom).



Handwriting practice lines (top, dashed middle, bottom).



Handwriting practice lines (top, dashed middle, bottom).



Handwriting practice lines (top, dashed middle, bottom).



Handwriting practice lines (top, dashed middle, bottom).

Hh



Handwriting practice lines for the letter Hh.

Pp



Handwriting practice lines for the letter Pp.

Ii



Handwriting practice lines for the letter Ii.



Handwriting practice lines for the letter Pp.

Jj



Handwriting practice lines for the letter Jj.



Handwriting practice lines for the letter Pp.

Kk



Handwriting practice lines for the letter Kk.



Handwriting practice lines for the letter Pp.

Ll



Handwriting practice lines for the letter Ll.



Handwriting practice lines for the letter Pp.



Handwriting practice lines for the letter Ll.

Qq



Handwriting practice lines for the letter Qq.



Handwriting practice lines for the letter Ll.



Handwriting practice lines for the letter Qq.



Handwriting practice lines for the letter Ll.

Rr



Handwriting practice lines for the letter Rr.

Mm



Handwriting practice lines for the letter Mm.



Handwriting practice lines for the letter Rr.

Oo



Handwriting practice lines for the letter Oo.



Handwriting practice lines for the letter Oo.

Ss



Handwriting practice lines (top, dashed middle, bottom).



Handwriting practice lines (top, dashed middle, bottom).



Handwriting practice lines (top, dashed middle, bottom).



Handwriting practice lines (top, dashed middle, bottom).



Handwriting practice lines (top, dashed middle, bottom).



Handwriting practice lines (top, dashed middle, bottom).



Handwriting practice lines (top, dashed middle, bottom).



Handwriting practice lines (top, dashed middle, bottom).



Handwriting practice lines (top, dashed middle, bottom).



Handwriting practice lines (top, dashed middle, bottom).



Handwriting practice lines (top, dashed middle, bottom).



Handwriting practice lines (top, dashed middle, bottom).



Handwriting practice lines (top, dashed middle, bottom).



Handwriting practice lines (top, dashed middle, bottom).



Handwriting practice lines (top, dashed middle, bottom).



Handwriting practice lines (top, dashed middle, bottom).



Handwriting practice lines (top, dashed middle, bottom).



Handwriting practice lines (top, dashed middle, bottom).



Handwriting practice lines (top, dashed middle, bottom).



Handwriting practice lines (top, dashed middle, bottom).



Handwriting practice lines for the word 'STOP'.



Handwriting practice lines for the word 'THINK'.



Handwriting practice lines for the word 'YARN'.



Handwriting practice lines for the word 'BALL'.



Handwriting practice lines for the word 'LIFT'.



Handwriting practice lines for the number '3'.



Handwriting practice lines for the word 'SWIM'.



Handwriting practice lines for the word 'TREE'.



Handwriting practice lines for the word 'SWING'.



Handwriting practice lines for the word 'TRUCK'.

Tt



Handwriting practice lines for the word 'TEETH'.


Ww



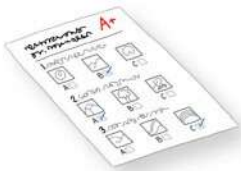
Handwriting practice lines for the word 'WATCH'.



Handwriting practice lines for the word 'TENT'.



Handwriting practice lines for the word 'WHALE'.



Handwriting practice lines for the word 'WORKSHEET'.



Handwriting practice lines for the word 'WATER'.







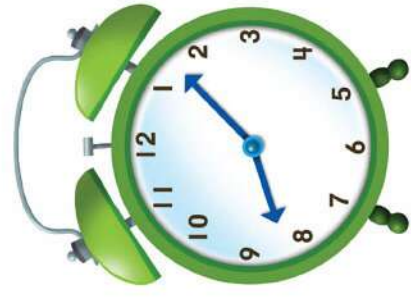


Handwriting practice lines for the word 'WOMAN'.



Handwriting practice lines for the word 'WATER'.

Student Cards



1
black

2
blanket

3
clock

4
club

5
broom

6
bride

7
crab

8
crocodile

9
fly

10
flag

11
globe

12
glass








13
frog

14
Friday

15
green

16
grass





17

plate

18

play

19

slide

20

sleep

21

drum

22

dress

23

truck

24

tree

25

smile

26

smoke

27

snake

28

snow

29

spoon

30

spot



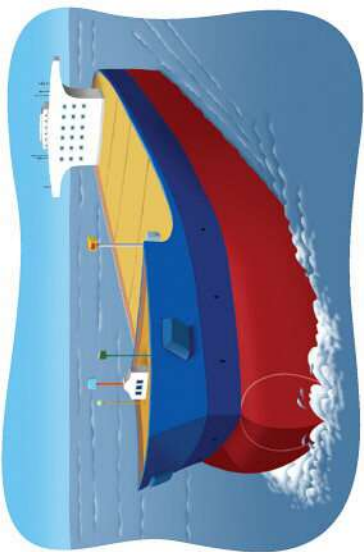


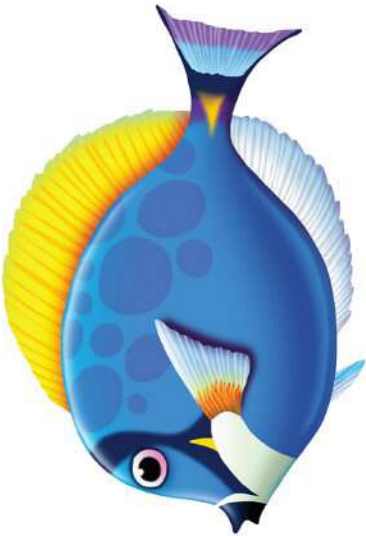

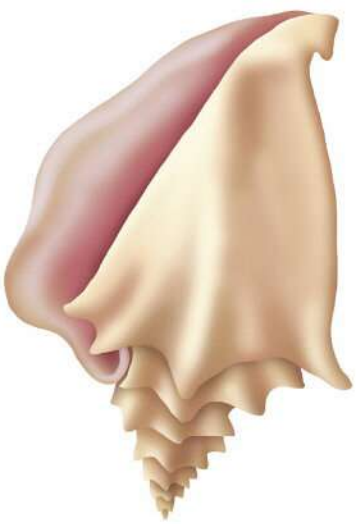
31

swing

32

swim





33

stop

34

test

35

stamp

36

fast

37

shell

38

fish

39

ship

40

brush

41

chick

42

lunch

43

watch

44

catch

45

phone

46

dolphin

47

whale


48

white





3



49

this

50

that

51

mother

52

father

53

three

54

teeth

55

think

56

bath

57

duck

58

rocket

59

queen

60

quilt

61

king

62

long

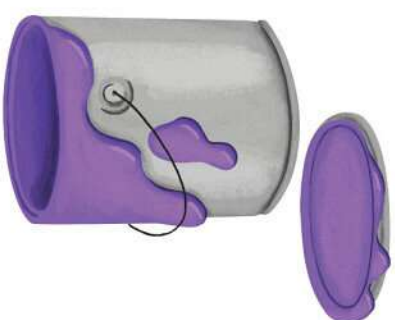
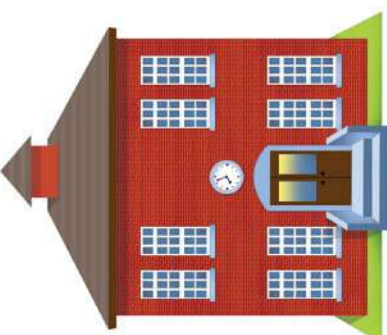

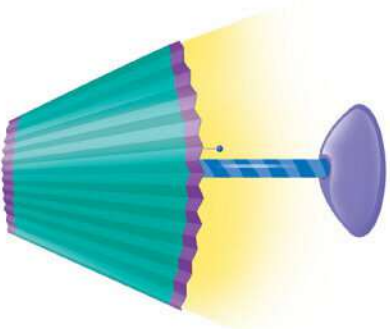


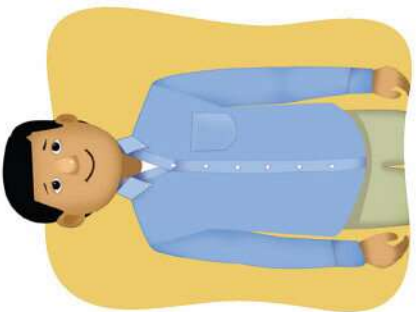


63

bank

64

pink





65

wind

66

hand

67

tent

68

paint

69

belt

70

adult

71

lamp

72

camp

73

skunk

74

desk

75

scale

76

school

77

spray

78

spring


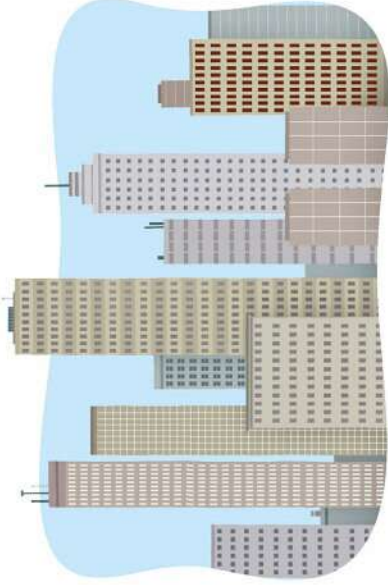






79

string

80

strong





81

splash

82

splint

83

squid

84

square

85

rice

86

city

87

ice cream

88

cell phone

89

giraffe

90

orange

91

giant

92

cage

93

rose

94

jeans

95

cheese

96

legs





Congratulations!



This certifies that

has successfully completed

Oxford Phonics World 4

Consonant Blends



on _____

Signature _____

Date _____



OXFORD

UNIVERSITY PRESS

198 Madison Avenue

New York, NY 10016 USA

Great Clarendon Street, Oxford, OX2 6DP, United Kingdom

Oxford University Press is a department of the University of Oxford.

It furthers the University's objective of excellence in research, scholarship, and education by publishing worldwide. Oxford is a registered trade mark of Oxford University Press in the UK and in certain other countries

© Oxford University Press 2015

The moral rights of the author have been asserted

eBook Edition

ISBN: 978 0 19 471252 1 Interactive ebook

ISBN: 978 0 19 471260 6 Interactive ebook - app version

First published in 2015

No copying or file sharing

This digital publication is protected by international copyright laws.

No part of this digital publication may be reproduced, modified, adapted, stored in a retrieval system, or transmitted, in any form or by any means, to any other person or company without the prior permission in writing of Oxford University Press, or as expressly permitted by law. Enquiries concerning reproduction outside the scope of the above should be sent to the ELT Rights Department, Oxford University Press, at the address above

You must not modify, adapt, copy, store, transfer or circulate the contents of this publication under any other branding or as part of any other product. You may not print out material for any commercial purpose or resale

Any websites referred to in this publication are in the public domain and their addresses are provided by Oxford University Press for information only. Oxford University Press disclaims all and any responsibility for the content of such websites

ACKNOWLEDGEMENTS

Cover Design: Molly K. Scanlon

The authors and publisher are grateful to those who have given permission to reproduce the following extracts and adaptations of copyright material:

Illustrations by: Scott Angle: 23, 79; Robin Boyer: 20, 39; Nancy Carlson: 16 (bot), 31, 34 (bot), 44 (bot), 45, 56 (bot), 60, 64 (bot); Mattia Cerato: 5 (mid and chant), 7 (chant), 9 (chant), 13 (chant), 15 (chant), 17 (chant), 25 (chant), 27 (chant), 29 (mid and chant), 33 (chant), 35 (chant), 37 (chant), 43, 45 (chant), 47 (chant), 49 (chant), 53 (chant), 55 (chant), 57 (chant), 65 (chant), 67 (chant), 69 (chant), 71, 73 (chant), 75 (chant), 77 (mid and chant); Marcus Cutler: 51, 63; Lalena Fisher: 10, 18, 30, 38, 50, 58, 70, 78; Jannie Ho: 8 (bot), 9 (mid), 14 (bot), 19, 26 (bot), 36 (bot), 48 (bot), 49, 68 (bot), 74 (bot), 75, 80; Nathan Jarvis: 4 (bot), 11, 28 (bot), 32 (bot), 40, 52 (bot), 66 (bot), 72 (bot); Bill Ledger: 4 (top), 5 (mascot), 6 (top), 7 (mascot), 8 (top), 9 (mascot), 10 (mascot), 12 (top), 13 (mascot), 14 (top), 15 (mascot), 16 (top), 17 (mascot), 18 (mascot), 24 (top), 25 (mascot), 26 (top), 27 (mascot), 28 (top), 29 (mascot), 32 (top), 33 (mascot), 34 (top), 35 (mascot), 36 (mascot), 37 (mascot), 44 (top), 45 (mascot), 46 (top), 47 (mascot), 48 (top), 49 (mascot), 52 (top), 53 (mascot), 54 (top), 55 (mascot), 56 (top), 57 (mascot), 64 (top), 65 (mascot), 66 (top), 67 (mascot), 68 (top), 69 (mascot), 72 (top), 73 (mascot), 74 (top), 75 (mascot), 76 (top), 77 (mascot); Julissa Mora: 6 (bot), 12 (bot), 24 (bot), 46 (bot), 54 (bot), 59, 76 (bot), 83.

We would also like to thank the following for permission to reproduce the following photographs: 22: (game) © Jurgen Magg/cultura/Corbis, (drum) mkm3/Shutterstock.com, (frog) Tom C Amon/Shutterstock.com, (crab) Aleandre Lande/Shutterstock.com, (tree) Marilyn Barbone/Shutterstock.com, (clock) kret87/Shutterstock.com; 42: (chick) Perig/Shutterstock.com, (car) SNEHIT/Shutterstock.com, (shell) jmarkow/Shutterstock.com, (catching) Tom Prout/istockphoto, (snow) OUP, (dolphin) Four Oaks/Shutterstock.com; 62: (lamp) Gaja/Shutterstock.com, (rocket) Oleg Golovnev/Shutterstock.com, (mom/child) VisualCommunications/istockphoto, (paint) Bart Coenders/istockphoto, (hand) © Studio Lipov/the food passionates/Corbis, (duck) Marcus Gann/Shutterstock.com; 82: (ice cream) © KidStock/Blend Images/Corbis, (splash) Natchapon L./Shutterstock.com, (giraffe) Oleg Znamenskiy/Shutterstock.com, (springtime) Marta P./Shutterstock.com, (skunk) Geoffrey Kuchera/Shutterstock.com, (cheese) Charlotte Lake/Shutterstock.com.

Music by: Laurie Thain and Gordon Maxwell

Oxford Phonics World

Let us guide you through
the world of phonics...



Oxford Phonics World is the first step on your students' journey into English, leading you through **all 44 sounds**.

- **Over 150 Phonics Friends** — an angry apple, a big bear, and others — help children remember English sounds.
- **Action songs, chants, and games** encourage children to discover connections between English sounds and letters.
- **Active class activities** develop children's listening, speaking, reading, writing, and spelling skills and provide opportunities to apply them.
- **Multi-ROMs** include fun animations and interactive games, stories, and songs for practice at home.

5 levels of phonics for use before or alongside your English course

- **Student Book** with **Student Cards** and **Multi-ROMs**
- **Workbook**
- **Teacher's Book**
- **Phonics Cards**
- **Phonics Readers**
- **Oxford iTools**
Digital Classroom Resources



Authors **Kaj Schwermer, Julia Chang, and Craig Wright**, and musician **Laurie Thain** are experienced teachers and teacher trainers who specialize in phonics instruction.

OXFORD
UNIVERSITY PRESS

www.oup.com/elt/oxfordphonicsworld

ISBN 978-0-19-459620-6



9 780194 596206